

Scaled data based on original data using
LM-79-08 Approved Method: Electrical and Photometric Measurements of Solid-
State Lighting Products

Test Report Prepared for
Cooper Lighting Solutions
(formerly Eaton)

Brand: McGRAW-EDISON

Report Number: P939843

Luminaire Tested: **GALN-SB2C-850-U-T1**

Issue Date: 1/21/2025

Test Information

Test Method: LM-79-08
Report Number: P939843
TEST IS SCALED FROM IESNA LM-79-08 TEST DATA (G2-2405-108-2)
Test Lab: INNOVATION CENTER
Issue Date: 1/21/2025
Manufacturer: COOPER LIGHTING SOLUTIONS (FORMERLY EATON)
Product Line: MCGRAW-EDISON
Catalog Number: GALN-SB2C-850-U-T1
Description: GALLEON AREA AND ROADWAY HIGH DENSITY LED LUMINAIRE
(2) 80 CRI, 5000K, 615mA LIGHTSQUARES WITH 26 LEDS EACH AND TYPE I OPTICS
Light Source: -
Ballast/Driver: -

Summary

Lumens per Lamp: N/A
Luminaire Lumens: 14172 lumens
Efficiency: N/A
Efficacy: 140.5 lumens/watt
Luminous Opening: Rectangular (W 0.5' x L: 1' x H: 0')
IES Classification: Type I - Short
BUG Rating: B4 - U0 - G4

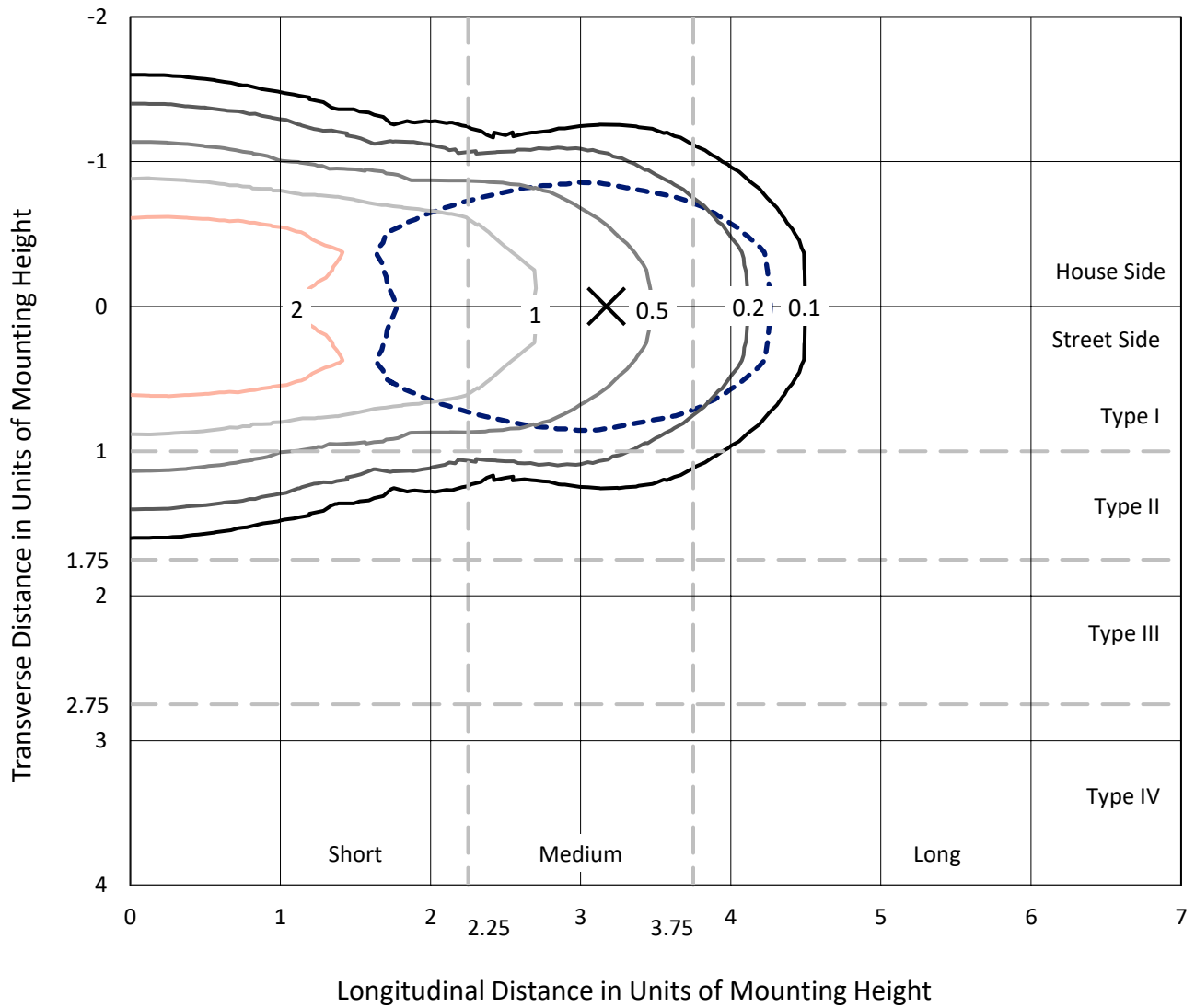
Input Watts (W): 100.9
Input Voltage (V): NR
Input Current (Ain): NR
Voltage Rise (V): NR
Power Factor: NR
Total Harmonic Distortion (THDi): NR
Frequency (hertz): 60
Stabilization Time: NR
Operation Time: NR
Ambient Temperature (°C): NR
Test Distance: 24 FT



REPORT NUMBER: P939843
 CATALOG NUMBER: GALN-SB2C-850-U-T1

Iso-Footcandle Lines of Horizontal Illumination

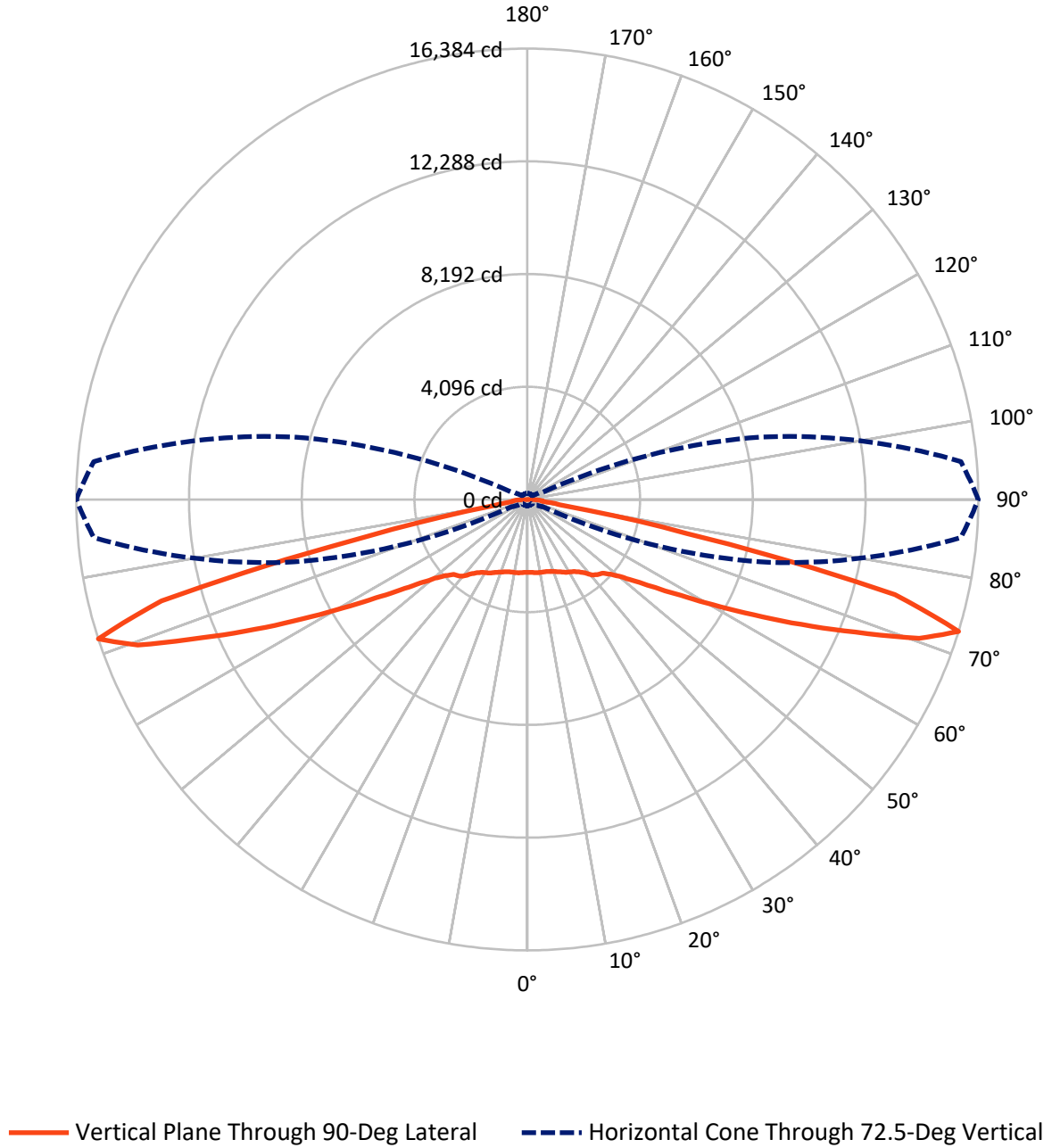
✕ Max cd
 - - - 1/2 Max cd



Based on 25 foot mounting height. Maximum calculated value = 4.2 fc
 Type I - Short - N/A

REPORT NUMBER: P939843
CATALOG NUMBER: GALN-SB2C-850-U-T1

Luminous Intensity Polar Plot



REPORT NUMBER: P939843

CATALOG NUMBER: GALN-SB2C-850-U-T1

FLUX DISTRIBUTION:

		Downward	Upward	Total
House Side	Lumens	7086.0	0.0	7086.0
	% Fixture	50.0	0.0	50.0
Street Side	Lumens	7086.0	0.0	7086.0
	% Fixture	50.0	0.0	50.0
Total	Lumens	14172.0	0.0	14172.0
	% Fixture	100.0	0.0	100.0

ZONAL LUMENS:

Zone	Lumens	% Fixture
0°-10°	256.8	1.8
10°-20°	785.1	5.5
20°-30°	1309.1	9.2
30°-40°	1800.4	12.7
40°-50°	2198.8	15.5
50°-60°	2543.2	17.9
60°-70°	3032.3	21.4
70°-80°	2116.3	14.9
80°-90°	130.0	0.9
90°-100°	0.0	0.0
100°-110°	0.0	0.0
110°-120°	0.0	0.0
120°-130°	0.0	0.0
130°-140°	0.0	0.0
140°-150°	0.0	0.0
150°-160°	0.0	0.0
160°-170°	0.0	0.0
170°-180°	0.0	0.0
0°-90°	14172.0	100.0
0°-180°	14172.0	100.0

Coefficient of Utilization



REPORT NUMBER: P939843

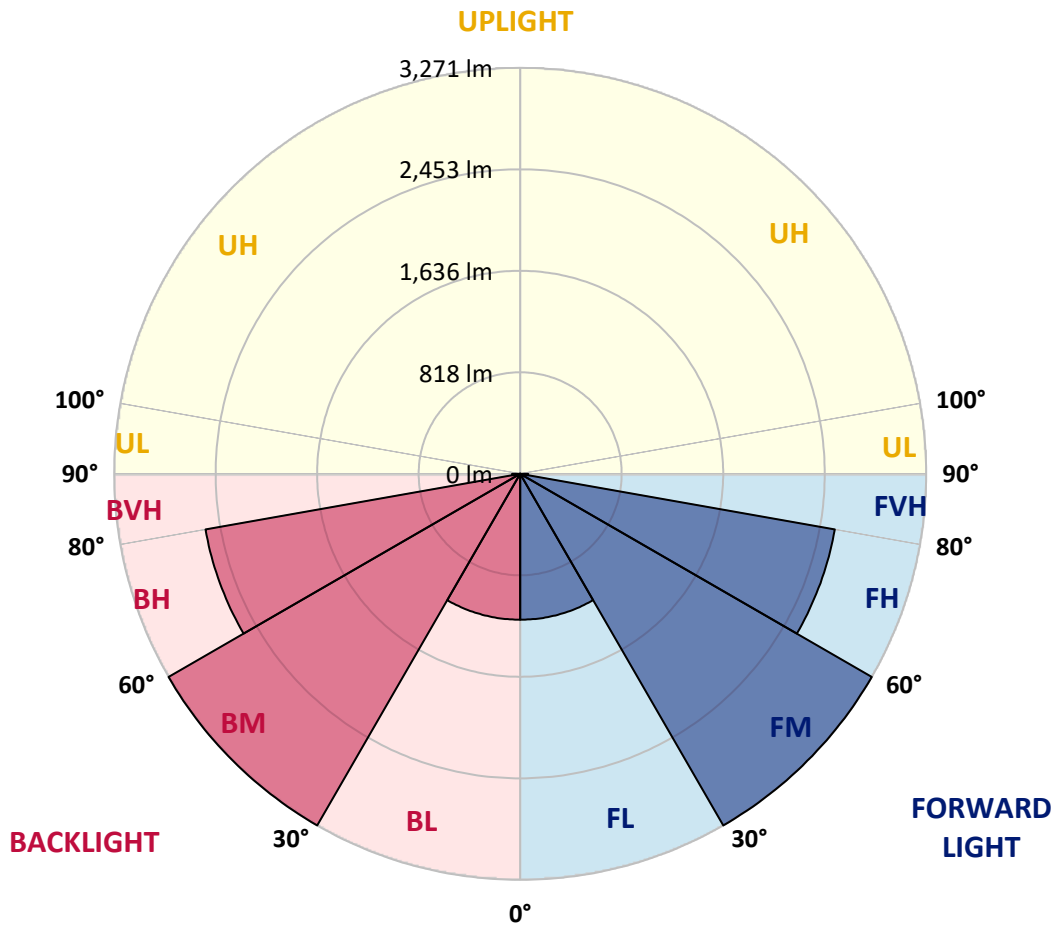
CATALOG NUMBER: GALN-SB2C-850-U-T1

LUMINAIRE CLASSIFICATION SYSTEM LUMEN TABLE AND BUG RATING:

Zone	Lumens	% Fixture	Zone Rating/Lumen Limit		
			B	U	G
FL (0°-30°)	1175.5	8.3			
FM (30°-60°)	3271.2	23.1			
FH (60°-80°)	2574.3	18.2			G2/5000
FVH (80°-90°)	65.0	0.5			G1/100
BL (0°-30°)	1175.5	8.3	B3/2500		
BM (30°-60°)	3271.2	23.1	B3/5000		
BH (60°-80°)	2574.3	18.2	B4/5000		G4/5000
BVH (80°-90°)	65.0	0.5			G1/100
UL (90°-100°)	0.0	0.0		U0/0	
UH (100°-180°)	0.0	0.0		U0/0	

BUG Rating: B4-U0-G4

Type I Short



REPORT NUMBER: P939843

CATALOG NUMBER: GALN-SB2C-850-U-T1

CANDELA DISTRIBUTION (FULL):

	0°	5°	15°	25°	35°	45°	55°	65°	75°	85°
0°	2648.2	2648.2	2648.2	2648.2	2648.2	2648.2	2648.2	2648.2	2648.2	2648.2
2.5°	2650.4	2653.5	2653.5	2651.2	2656.5	2652.0	2652.0	2649.7	2652.0	2649.7
5°	2664.0	2667.8	2669.3	2668.5	2675.3	2671.5	2671.5	2668.5	2669.3	2667.0
7.5°	2689.6	2694.9	2697.9	2701.7	2711.5	2706.9	2703.9	2694.9	2691.1	2685.1
10°	2697.9	2703.9	2713.7	2733.3	2755.9	2756.6	2747.6	2725.0	2707.7	2694.1
12.5°	2672.3	2680.6	2700.9	2740.8	2791.3	2811.6	2797.3	2759.7	2725.8	2701.7
15°	2639.9	2648.9	2679.8	2740.1	2814.6	2862.1	2860.6	2810.9	2756.6	2719.0
17.5°	2589.4	2598.5	2642.9	2727.3	2832.7	2911.0	2932.1	2880.9	2804.8	2754.4
20°	2498.3	2506.6	2568.4	2686.6	2838.7	2963.0	3018.0	2972.8	2877.9	2809.4
22.5°	2380.1	2392.9	2465.2	2616.6	2824.4	3017.2	3115.9	3085.0	2963.0	2868.1
25°	2253.5	2267.1	2351.4	2530.7	2787.5	3056.4	3231.9	3212.3	3059.4	2941.2
27.5°	2144.3	2158.6	2250.5	2445.6	2730.3	3071.5	3346.4	3356.2	3176.2	3021.8
30°	2058.4	2072.0	2169.9	2377.0	2656.5	3056.4	3446.6	3514.3	3295.2	3091.8
32.5°	1964.3	1981.6	2084.8	2293.4	2569.1	3020.3	3533.9	3685.3	3433.0	3167.1
35°	1845.3	1861.1	1969.6	2179.0	2454.6	2962.3	3607.0	3875.1	3630.3	3281.6
37.5°	1700.7	1715.7	1823.5	2035.9	2340.9	2880.9	3662.7	4089.0	3865.3	3446.6
40°	1555.3	1569.6	1670.6	1876.2	2204.6	2777.0	3682.3	4298.4	4135.0	3673.3
42.5°	1422.0	1434.8	1527.5	1718.8	2051.7	2644.4	3656.7	4480.7	4376.7	3831.4
45°	1299.2	1310.5	1392.6	1571.1	1892.7	2483.2	3579.9	4676.5	4664.5	3944.4
47.5°	1159.1	1170.4	1255.6	1428.0	1733.8	2294.2	3449.6	4869.3	5064.4	4200.5
50°	988.2	998.0	1085.3	1263.1	1568.9	2093.1	3268.8	5020.7	5569.0	4588.4
52.5°	785.6	796.1	881.2	1059.0	1373.1	1876.9	3030.8	5119.4	6152.0	5154.8
55°	584.5	592.0	665.8	825.5	1130.5	1630.6	2732.5	5147.2	6813.3	5929.0
57.5°	424.0	428.6	476.0	595.0	857.1	1322.6	2370.3	5074.9	7600.4	6921.7
60°	343.5	345.0	359.3	412.0	595.8	974.6	1932.7	4826.4	8454.5	8201.4
62.5°	311.8	311.8	315.6	329.9	403.0	643.2	1403.2	4311.2	9370.3	9818.5
65°	290.0	290.0	291.5	298.3	317.8	409.7	885.7	3472.2	10142.3	11712.7
67.5°	270.4	271.1	270.4	272.7	283.9	302.8	513.7	2398.1	10558.1	13675.5
70°	250.1	251.6	247.8	247.8	256.8	257.6	321.6	1315.1	10213.1	15320.5
72.5°	226.0	228.2	222.2	220.7	227.5	224.4	241.8	631.2	8768.5	15811.5
75°	204.9	207.9	194.3	190.6	190.6	188.3	196.6	323.9	5691.0	12898.2
77.5°	186.0	192.1	170.2	158.2	155.2	148.4	160.4	198.1	2489.3	6055.6
80°	153.6	161.9	140.1	125.8	120.5	113.0	126.5	138.6	740.4	1406.2
82.5°	114.5	118.2	99.4	89.6	85.1	79.8	94.9	96.4	241.0	497.9
85°	73.1	74.6	61.0	52.7	50.5	48.2	60.3	52.7	91.9	366.0
87.5°	25.6	29.4	23.3	21.1	22.6	18.8	27.9	15.8	25.6	258.3
90°	0.0	0.0	0.0	0.0	0.0	0.0	0.0	0.0	0.0	0.0

(END C

90°

2648.2
2649.7
2667.0
2685.1
2691.9
2697.9
2713.0
2746.1
2796.6
2850.8
2917.1
2996.2
3054.9
3120.4
3229.6
3377.3
3599.5
3736.5
3816.4
4052.9
4403.1
4926.6
5643.6
6562.5
7748.7
9212.2
10946.0
12847.8
15102.8
16384.0
13796.0
5929.8
1346.7
562.6
531.7
320.1
0.0

OF REPORT)